

S9 SD Card Q&A

PRODUCT BULLETIN

Bulletin Number:	#738
Month/Year:	May 2012
Distribution:	APAC
Date of implementation:	May 2012

This Q&A has been developed in response to a number of issues raised in relation to the insertion and removal of SD cards for S9 devices.

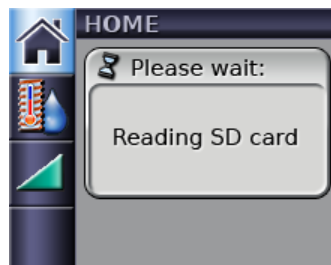
Inserting the SD card

When should I insert the SD card?

The recommended time to insert the SD card is while the device has no power connected or is powered and is not delivering therapy.

How do I know whether I have inserted the SD card successfully?

A message saying "Reading SD card" is displayed on the device.



What happens if I insert the SD card after the therapy has started?

The SD card will not be detected until therapy has stopped.

When therapy is stopped, the "Reading SD card" message is displayed. Only the summary data, and no detailed data, will be saved on the SD card for the session.

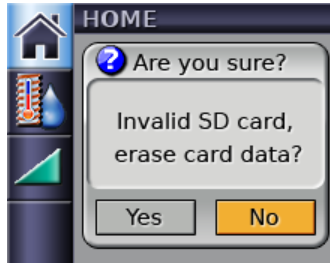
What happens if I insert the SD card after the therapy has finished? (e.g. therapy was run on the device overnight, and you insert the SD card the next morning)

The SD card is detected and a message saying "Reading SD card" is displayed.

Only the summary data, and no detailed data, will be saved on the SD card from the previous session.

What happens if I insert an SD card that has previously been used for another device?

On inserting the card, a message saying "Invalid SD card, erase card data?" is displayed.

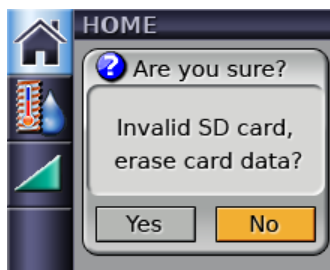


If you press "Yes", all data on the SD card will be erased. A message "Erasing SD card data" is displayed. Any summary data currently on the flow generator will then be copied to the SD card after it has been erased. There will be no detailed data.

If you press "No", a message saying "Please remove SD card" is displayed. You will not be able to start therapy until this message is cleared. Remove the SD card to clear this message and enable the device to start therapy.

What happens if I insert an SD card that has previously been used for a computer, and has other files written to it (i.e. folders, or files written by the computer it was used in)?

On inserting the card, a message saying "Invalid SD card, erase card data?" is displayed.



If you press "Yes", all data on the SD card will be erased. A message saying "Erasing SD card data" is displayed. Any summary data currently on the device is copied to the SD card after it has been erased. No detailed data will be saved.

If you press "No", a message saying "Please remove SD card" is displayed. Remove the SD card to clear this message and enable the device to start therapy.



Removing the SD card

When should I remove the SD card from the device?

The recommended time to remove the SD card from the device is **at least two minutes** after stopping therapy.

The summary data is saved on the SD card. Detailed data for the last thirty calendar days of usage, and high resolution data for the last seven calendar days of usage is saved on the SD card.

What happens if I remove the SD card from the device less than two minutes after stopping therapy?

The summary data may have a missing mask off event, making the data in ResScan™ appear incomplete.

Detailed and high resolution data may be missing from the last minute of therapy.

You may also corrupt the SD card.

What happens if I remove the SD card from the device during the therapy?

The summary data may have a missing mask off event, making the summary data in ResScan appear incomplete for the most recent session. Re-inserting the SD card into the device while it is in standby will re-write the missing summary data.

Detailed and high resolution data is recorded until the time that the SD card was removed.

What happens if I remove the SD card from the device while the "Reading SD card" message is displayed on the LCD screen?

The card may be corrupted and may not be recognised by ResScan.

For further information, please contact your ResMed Representative.

See www.resmed.com for details.

©2012 ResMed Ltd. 104614/1 2012 05